



# CAREEREDGE EVALUATOR REPORT



ACTIVITIES THROUGH JUNE 30, 2014

September 4, 2014

Ves(tric)<sup>s</sup>

**CareerEdge**  
Funders Collaborative



## VISION

CareerEdge will be known as the region's distinguished workforce development organization that promotes economic prosperity through strong employer-labor and community partnerships.

## MISSION

Our mission is to provide an exceptional labor force to a region's growing industries by leveraging community assets and forming high-performing workforce partnerships. □

# ACHIEVEMENTS SINCE INCEPTION

**\$4.5 million**

investment



**597** new jobs created

**20%** promoted

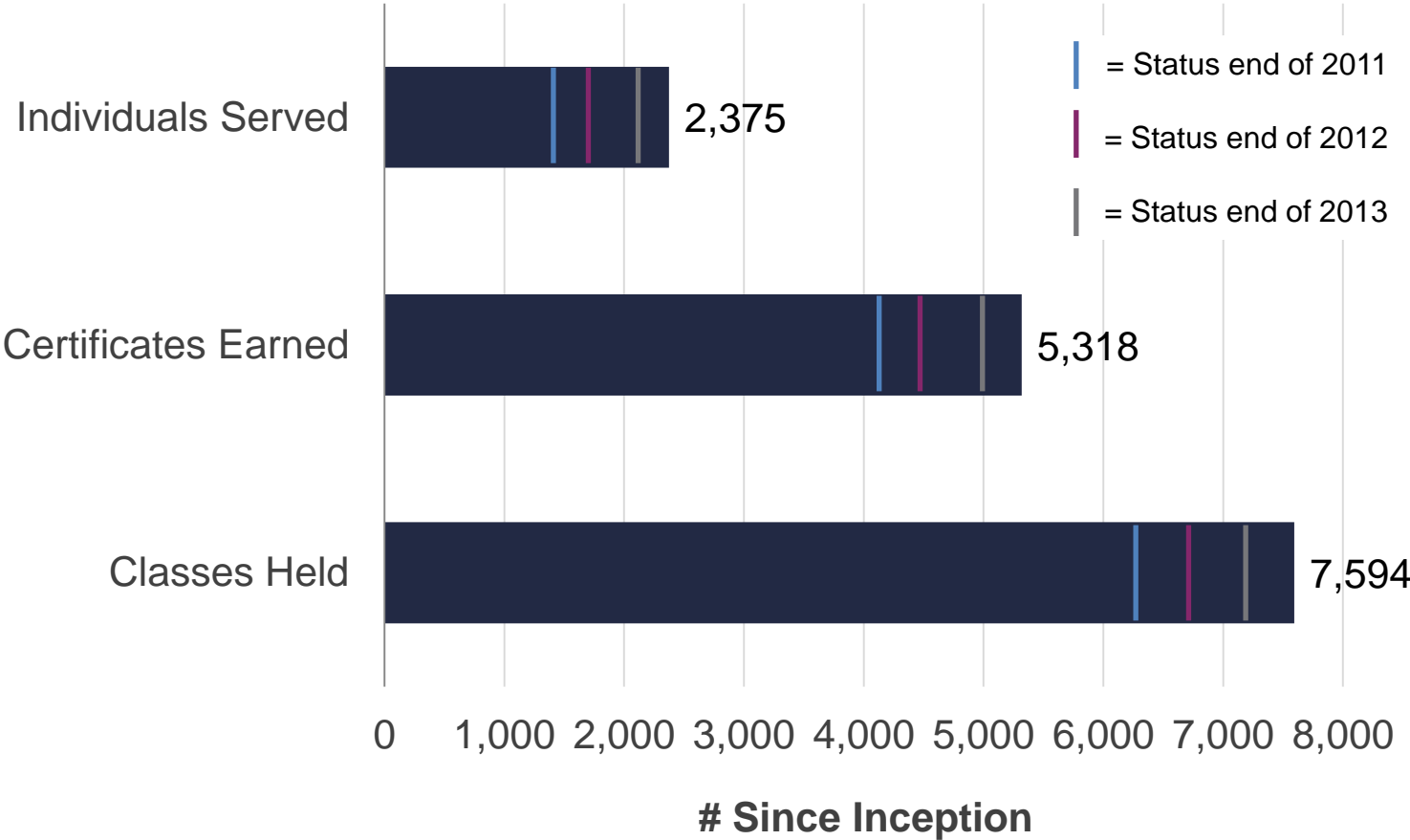
**65%** earned raises

**16** graduates from the new  
Precision Machining program

**18** area employers actively engaged  
in developing their employees

# TRAINING OUTCOMES

Since inception (late 2010)



# DEGREES & CERTIFICATES EARNED

Credential	Total # Earned	# Earned This Year
GED/High School Equivalency	3	2
BA or BS Degree	30	6
Occupational skills certificate/credential	3,704	182
Occupational skills licensure	19	-
Workplace readiness credential	630	37
Other recognized educational or occupational skills certificate/credential	511	34
Other (e.g., Digital Literacy, Financial Literacy)	421	74
<b>Total</b>	<b>5,318</b>	<b>335</b>
+ Select certificates/degrees earned in 2014		
– Advanced Cardiovascular Life Support (15)		
– Bachelor’s degree in Nursing (4)		
– Certified Revenue Cycle Specialist (17)		
– Trauma Nursing Core Course (49)		
– Certified Nursing Assistant (2)		
– Welding Basics (4)		

# ACHIEVEMENTS, CONT.

- + SCTI Precision Machining inaugural class graduates **100%** of students
  - 81% employed within 30 days of graduation



*Photo courtesy of CEFC*

# GOALS

1. Move low-wage workers into higher-paying jobs
2. Provide employers with the skilled employees they need
3. Create system change regarding:
  - a. Partnerships between business and community-based organizations
  - b. Public policy regarding workforce development



# GOALS

1. Move low-wage workers into higher-paying jobs



Average  
**\$2.18/hour**  
in cumulative  
raises

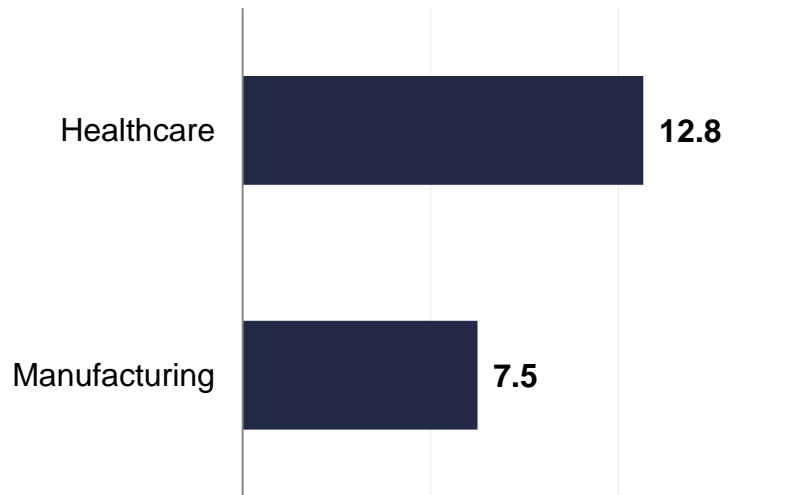


**429** people  
promoted



# RAISES

## Median # Months to First Raise



## Average Raises

Healthcare: 5% (\$1.18/hour)

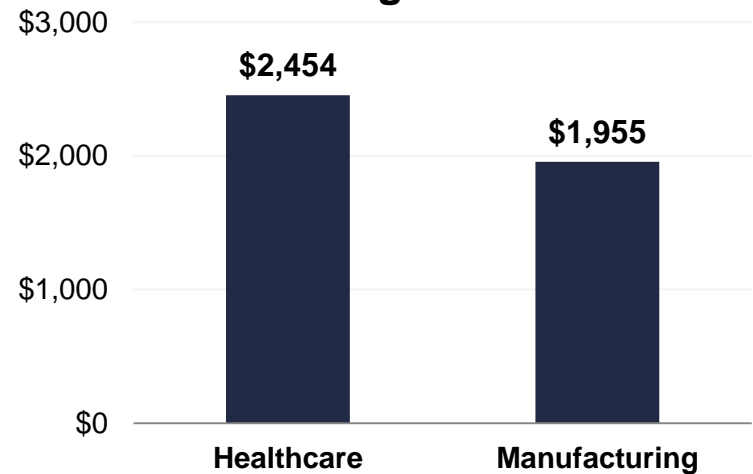
Manufacturing: 9% (\$0.94/hour)

## Raises earned by

1,107 Healthcare employees (68%)

297 Manufacturing employees (59%)

## Yearly Additional Income through Raises

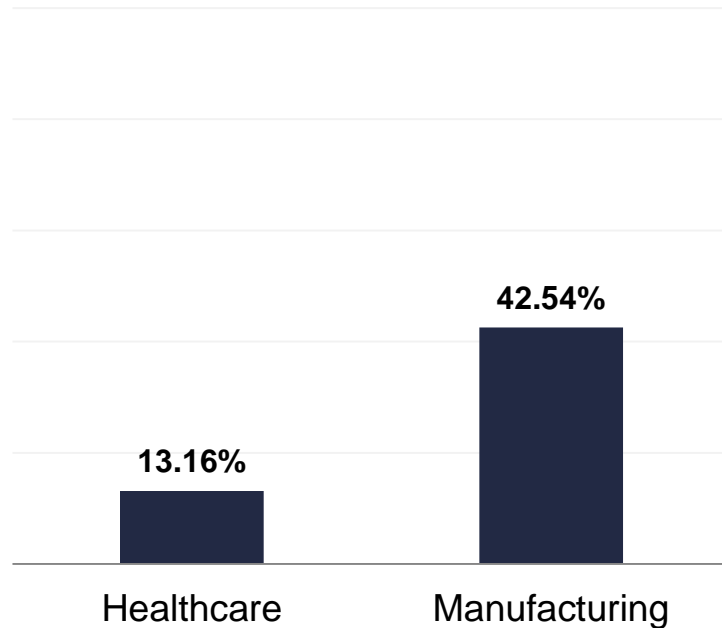


# PROMOTIONS

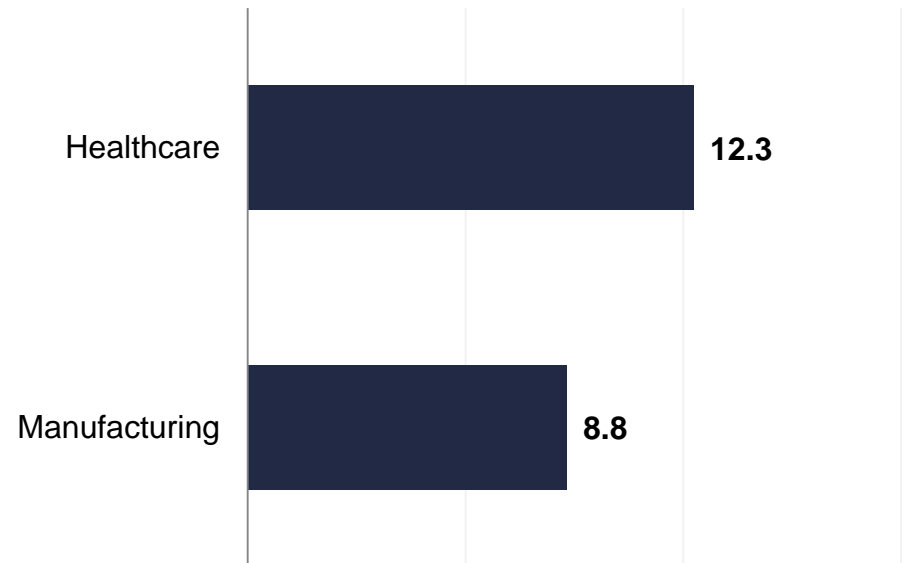
**429** individuals have earned at least one **promotion**

- First promotions occurred more quickly for employees in manufacturing.

**% Promoted**



**Median # Months to First Promotion**



# GOALS

2. Provide employers with the skilled employees they need



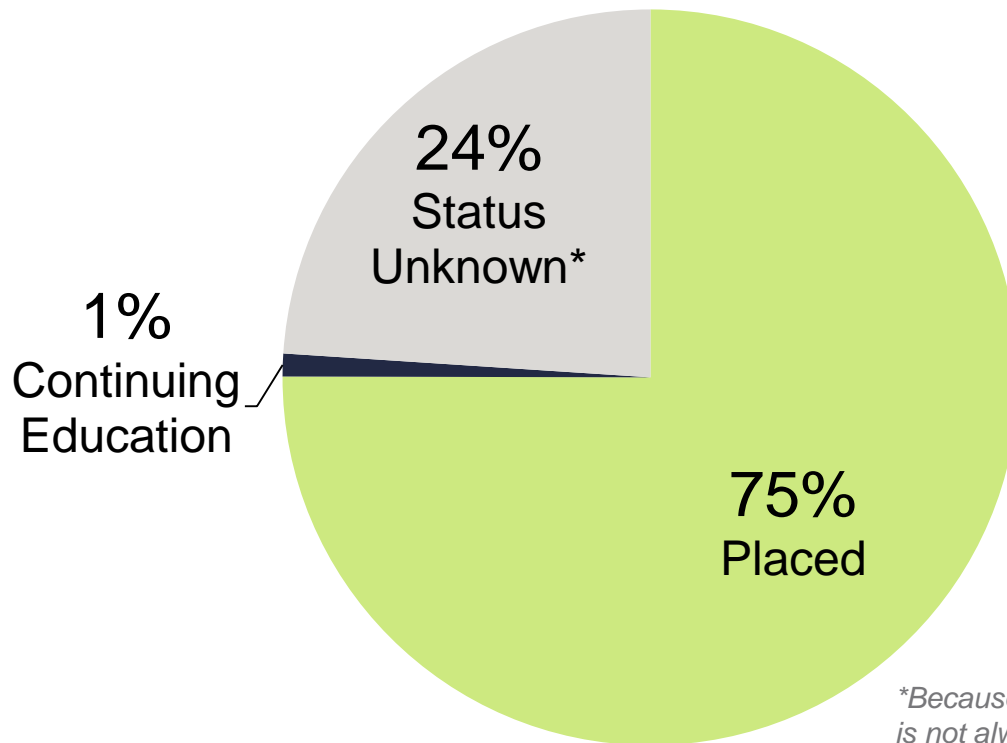
# JOB CREATION

- + Joint effort with CareerSource Suncoast
- + **597 jobs created** in the region



# JOB SEEKER IMPACT


Three quarters (381) of job seekers placed



*\*Because of an issue with how data are collected, it is not always possible to be sure whether an individual has not gained employment or if s/he could not be reached for follow-up.*

# GOALS

3. Create system change regarding:
  - a. Partnerships between business and community-based organizations
  - b. Public policy regarding workforce development
  
- + Successful graduation and hiring of precision machining students illustrates the positive working relationships among educators, employers, trade associations, and other community organizations. A second class is scheduled for the fall semester.



# APPENDIX

# ALL PARTICIPANTS

Partnership / Employment Status	Participant Details							
	Training Details			Hiring / Employment Details				
	# Trained	# Success. Completed	# Still Attending 1 <sup>st</sup> Class	# Hired	# Emps Earning Raises	# of Raises Earned*	Avg. Amount of Raise	# Promotions*
Healthcare								
Incumbents	1,630	1,380	109	NA	1,106	2,009	\$1.19	242
Job Seekers	15	13	-	2	1	1	\$1.00	-
Manufacturing								
Incumbents	186	159	8	NA	126	240	\$1.00	91
Job Seekers	404	389	-	337**	170	479	\$0.90	285
Bridges Community***								
Goodwill North Port****	13	12	-	7				
Suncoast CC	127	90	32	35				
<b>Total</b>	<b>2,375</b>	<b>2,043</b>	<b>149</b>	<b>381</b>	<b>1,403</b>	<b>2,729</b>	<b>\$1.12</b>	<b>618</b>

\* Note that individuals can receive more than one raise and/or promotion.

\*\* Includes the 13 SCTI Precision Machining graduates hired through July 31, 2014.

\*\*\* Longer-term advancement details for the Bridges Community partnership are not included here, as the focus of that partnership is on initial placement of job seekers.

\*\*\*\* 2014 Goodwill North Port trainees included here. (2012 trainees included in "Manufacturing Job Seekers.")



# BRIDGES FUNDING RECIPIENTS

**1,048** participants received Bridges funding

## Participant Details

Partnership / Employment Status	Training Details			Hiring / Employment Details				
	# Trained	# Success. Completed	# Still Attending 1 <sup>st</sup> Class	# Hired	# Emps Earning Raises	# of Raises Earned*	Avg. Amount of Raise	# Promotions*
Healthcare								
Incumbents	372	273	38	NA	264	478	\$1.06	96
Job Seekers	15	13	-	2	1	1	\$1.00	-
Manufacturing								
Incumbents	121	119	1	NA	71	185	\$0.84	85
Job Seekers	400	385	-	320	170	479	\$0.90	285
Bridges Community**								
Goodwill North Port***	13	12	-	7				
Suncoast CC	127	90	32	35				
<b>Total</b>	<b>1,048</b>	<b>892</b>	<b>71</b>	<b>364</b>	<b>506</b>	<b>1,143</b>	<b>\$0.96</b>	<b>466</b>

\*Note that individuals can receive more than one raise and/or promotion.















\*\*Longer-term advancement details for the Bridges Community partnership are not included here, as the focus of that partnership is on initial placement of job seekers.

\*\*\* 2014 Goodwill North Port trainees included here. (2012 trainees included in "Manufacturing (former Bridges)" Job Seekers.)

# TRAINING SUMMARY: HEALTHCARE

## Course Details

(individual students may take multiple courses)

Grantee	# of Partic	# Unique Course Titles	Total # Courses Started	# Success. Compl.	# In Prog.*	# Not Success. Compl.	# Courses Dropped	# People Dropping	# Certs Earned	% Courses in "Good Standing"***
<b>MANATEE COUNTY</b>										
Blake Hospital	761	323	3220	3,125	76	9	10	9	1,496	
Life Care Center	111	23	175	155	7	5	8	8	56	
Manatee Memorial	46	10	50	26	14	-	10	9	26	
<i>Manatee Subtotal</i>	<i>918</i>	<i>356</i>	<i>3445</i>	<i>3306</i>	<i>97</i>	<i>14</i>	<i>28</i>	<i>26</i>	<i>1578</i>	
<b>SARASOTA COUNTY</b>										
BioLucid	12	1	12	10	-	-	2		10	
Comm'y Health Sys.	74	2	77	38	38	-	1	1	22	
Kobernick House	230	85	2,098	2,089	2	3	4	4	2,086	
Pines of Sarasota	90***	3	152	122	-	1	7	5	22	
Planned Parenthood	62	6	119	119	-	-	-	-	7	
Sarasota Memorial	117	16	119	50	31	-	38	38	49	
Tidewell Hospice	86	6	86	77	2	7	-	-	68	
Venice Regional	43	15	43	40	2	-	1	1	25	
<i>Sarasota Subtotal</i>	<i>624</i>	<i>134</i>	<i>2706</i>	<i>2545</i>	<i>75</i>	<i>11</i>	<i>53</i>	<i>49</i>	<i>2289</i>	
<b>Total</b>	<b>1,632</b>	<b>490</b>	<b>6,151</b>	<b>5,851</b>	<b>172</b>	<b>25</b>	<b>81</b>	<b>75</b>	<b>3,867</b>	

\* Includes two Manatee Memorial and one Tidewell Hospice participants taking time off from their classes.
















\*\* "In Good Standing," represented in green, includes courses successfully completed plus those still "In Progress." The gray includes those courses dropped or not successfully completed.

\*\*\*Pines only reported detailed data for 68 participants. For the other 22, it is only known that they took training.

# TRAINING SUMMARY: MANUFACTURING

## Course Details

(individual students may take multiple courses)





Grantee	# of Partic	# Unique Course Titles	Total # Courses Started	# Success. Compl.	# In Prog.	# Not Success. Compl.	# Courses Dropped	# People Dropping	# Certs Earned	% Courses in "Good Standing"*
<b>MANATEE COUNTY</b>										
Air Products	24	2	24	24	-	-	-	-	24	
CCRA/ MSSC	12	2	26	24	-	2	-	-	17	
14 <sup>th</sup> St. CRA	8	1	8	8	-	-	-	-	38	
<i>Manatee Subtotal</i>	<i>44</i>	<i>5</i>	<i>58</i>	<i>56</i>	<i>0</i>	<i>2</i>	<i>0</i>	<i>0</i>	<i>79</i>	
<b>SARASOTA COUNTY</b>										
Advanced Masonry	14	2	28	28	-	-	-	-	28	
Berry Soft Skills	10	1	10	9	-	-	1	1	36	
Goodwill North Port	14	1	14	14	-	-	-	-	47	
KHS	48	13	164	164	-	-	-	-	5	
Mustang Vacuum	8	2	10	-	10	-	-	-	-	
PGT	243	2	486	475	-	11	-	-	435	
Radiant Power	12	5	16	14	2	-	-	-	14	
SCTI Precis. Machining	16	1	16	16	-	-	-	-	16	
Tervis	181	3	477	475	-	2	-	-	428	
<i>Sarasota Subtotal</i>	<i>546</i>	<i>30</i>	<i>1221</i>	<i>1195</i>	<i>12</i>	<i>13</i>	<i>1</i>	<i>1</i>	<i>1009</i>	
<b>Total</b>	<b>590</b>	<b>35</b>	<b>1,279</b>	<b>1,251</b>	<b>12</b>	<b>15</b>	<b>1</b>	<b>1</b>	<b>1,088</b>	

\* "In Good Standing," represented in green, includes courses successfully completed plus those still "In Progress." The gray includes those courses dropped or not successfully completed.

# TRAINING SUMMARY: BRIDGES COMMUNITY

## Course Details

(individual students may take multiple courses)

Partner	# of Partic	# Unique Course Titles	Total # Courses Started	# Success . Compl.	# In Prog.	# Not Success. Compl.	# Courses Dropped	# People Dropping	# Certs Earned	% Courses in "Good Standing"*
<i>Bridges Community Partnership</i>										
Suncoast CC	75	13	84	76	3	-	5	5	287	
Goodwill North Port (2014)	13	1	13	12	-	-	1	1	48	
JFCS HF/HF	52	3	52	20	32	-	-	-	20	
<b>Total</b>	<b>140</b>	<b>17</b>	<b>149</b>	<b>108</b>	<b>35</b>	<b>-</b>	<b>6</b>	<b>6</b>	<b>355</b>	

\* "In Good Standing," represented in green, includes courses successfully completed plus those still "In Progress." The gray includes those courses dropped or not successfully completed.

# INVESTMENTS TO DATE

## Total CareerEdge Grants

Grantee/ Program	Amount Awarded	Total Paid	Employer Contribution	CareerSource Suncoast & SCGOV	Total Investment Since Inception
<i>Healthcare Partnership</i>					
Blake Hospital	\$214,664	\$214,664	\$1,504,659	-	\$1,719,323
BioLucid	\$11,250	\$11,250	\$11,504	\$11,250	\$34,004
Kobernick House	\$50,000	\$50,000	\$75,867	-	\$125,867
Life Care Center of Sarasota	\$148,568	\$148,568	\$116,397	-	\$264,965
Manatee Memorial Hospital	\$103,620	\$77,620	\$305,111	-	\$382,731
Pines of Sarasota	\$45,315	\$45,315	\$75,792	\$55,792	\$176,899
Planned Parenthood	\$50,494	\$25,247	\$283,747	-	\$308,994
Sarasota Memorial Hospital	\$111,654	\$111,654	\$174,369	-	\$286,023
Tidewell Hospice	\$57,835	\$49,388	\$87,519	\$9,675	\$146,582
Venice Regional	\$50,960	\$50,960	\$34,550	-	\$85,510
Community Health Systems	\$35,433	\$35,433	\$103,792	\$21,700	\$160,925
<i>Healthcare Total</i>	<i>\$879,793</i>	<i>\$820,099</i>	<i>\$2,773,307</i>	<i>\$98,417</i>	<i>\$3,691,823</i>
<i>Manufacturing Partnership</i>					
Air Products	\$68,600	\$34,265	\$119,989	-	\$154,254
SCTI	\$25,000	\$25,000	-	\$345,000	\$370,000
KHS	\$27,260	\$13,630	\$51,650	\$5,950	\$71,230
Mustang Vacuum	\$17,214	\$8,607	\$72,339	-	\$80,946
Radiant Power	\$20,843	\$10,422	\$6,609	\$1,100	\$18,131
PGT Industries	\$7,650	\$7,650	\$1,440	-	\$9,090
Tervis Tumblers	\$20,150	\$20,150	\$6,628	-	\$26,778
CCRA/MSSC	\$6,890	\$6,890	-	-	\$6,890
Advanced Masonry Systems	\$3,858	\$3,858	\$827	\$47,882	\$52,567
Berry Plastics	\$7,200	\$7,200	-	-	\$7,200
Goodwill North Port	\$5,163	\$5,163	-	-	\$5,163
14th St. CRA	\$9,257	\$9,257	-	-	\$9,257
<i>Manufacturing Total</i>	<i>\$219,085</i>	<i>\$152,092</i>	<i>\$259,482</i>	<i>\$399,932</i>	<i>\$811,506</i>
<i>Bridges Community Partnership</i>					
Suncoast Community Capital	\$80,000	\$55,000	-	-	\$55,000
<b>Total</b>	<b>\$1,178,878</b>	<b>\$1,027,191</b>	<b>\$3,032,789</b>	<b>\$498,349</b>	<b>\$4,558,329</b>